


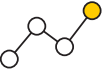




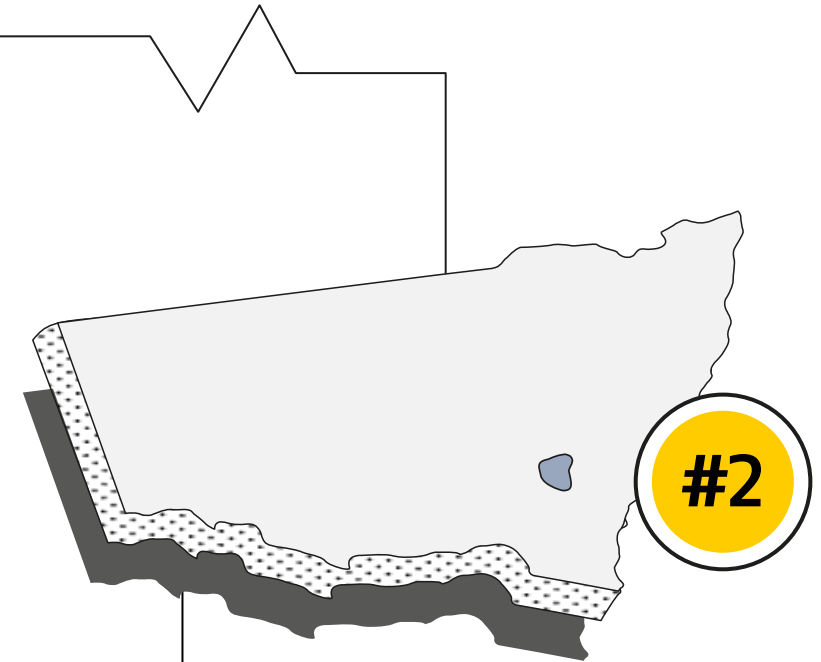


# An overview of ACT

Key categories	This quarter	Vs decade average
 Dwelling commencements	1,154	-5.1%
 Unemployment	3.8%	-4.2%
 Population growth	1.07%	-41.0%
 Economic growth	\$54,309m	+20.2%
 Equipment investment	\$121m	+10.8%
 Housing finance	\$444m	+67.3%
 Retail Spending	\$1,464m	+8.9%
 Construction work	\$938m	+5.3%



**The ACT** is in second spot in the rankings. The ACT is top-ranked on relative unemployment.