







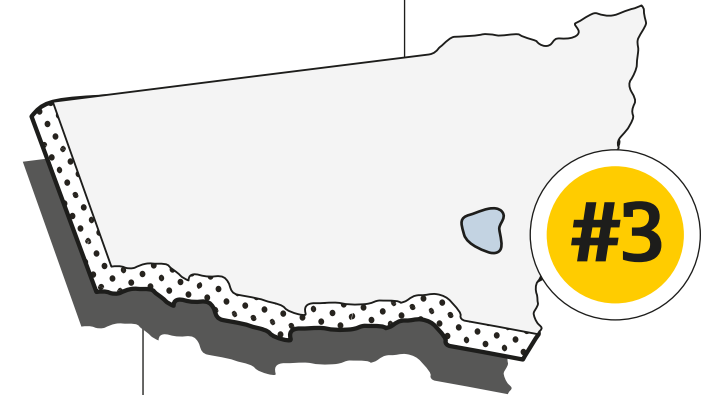


# An overview of ACT

Key categories		This quarter	Vs decade average
	Dwelling commencements	1,182	-0.9%
	Unemployment	3.0%	-23.0%
	Population growth	1.46%	-21.9%
	Economic growth	\$52,916m	+19.6%
	Equipment investment	\$148m	+37.9%
	Housing finance	\$354m	+36.0%
	Retail spending	\$1,499m	+12.6%
	Construction work	\$876m	+1.1%



**The ACT is now in third spot** in the rankings. The ACT is top-ranked on three of the eight indicators.