







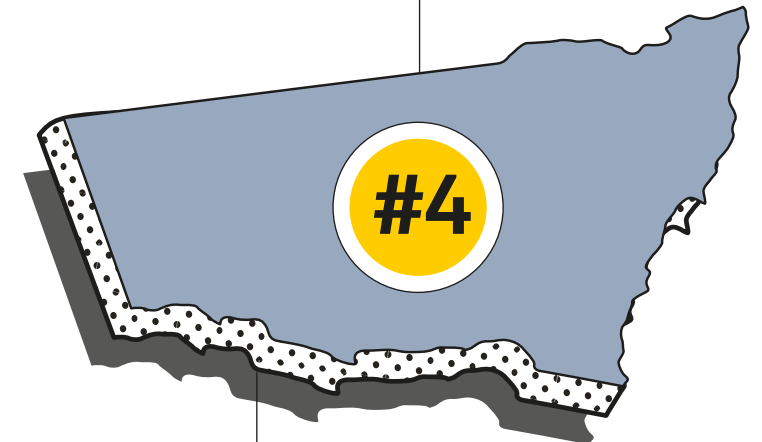


An overview of NSW

Key categories	This quarter	Vs decade average
 Dwelling commencements	12,190	-8.2%
 Unemployment	4.7%	-8.7%
 Population growth	1.27%	-8.1%
 Economic growth	\$552,241m	+22.8%
 Equipment investment	\$3,929m	+0.5%
 Housing finance	\$4,620m	+29.0%
 Retail spending	\$25,371m	+10.8%
 Construction work	\$15,683m	+15.4%



NSW is now in fourth position on the overall economic performance rankings. NSW is second or third or fourth on most of the eight indicators.