


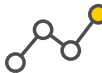







# An overview of NT

Key categories		This quarter	Vs decade average
	Dwelling commencements	135	-63.0%
	Unemployment	5.5%	+33.7%
	Population growth	-0.56%	-163.2%
	Economic growth	\$34,545m	+19.9%
	Equipment investment	\$177m	-1.3%
	Housing finance	\$62m	-29.8%
	Retail spending	\$759m	-0.9%
	Construction work	\$469m	-69.0%



**The NT is sixth-ranked** on economic growth and equipment investment but lags all other states and territories on the other six indicators