









An overview of VIC

Key categories		This quarter	Vs decade average
	Dwelling commencements	13,201	-12.4%
	Unemployment	5.2%	-6.9%
	Population growth	1.99%	-4.0%
	Economic growth	\$442,955m	+27.0%
	Equipment investment	\$2,998m	+0.2%
	Housing finance	\$4,401m	+35.1%
	Retail spending	\$20,921m	+14.1%
	Construction work	\$13,815m	+24.9%

