









# An overview of WA

Key categories		This quarter	Vs decade average
	Dwelling commencements	3,349	-40.1%
	Unemployment	5.4%	+2.5%
	Population growth	1.13%	-30.0%
	Economic growth	\$354,380m	+21.9%
	Equipment investment	\$2,548m	+3.1%
	Housing finance	\$1,212m	-10.0%
	Retail spending	\$8,481m	+4.0%
	Construction work	\$6,107m	-46.6%

