







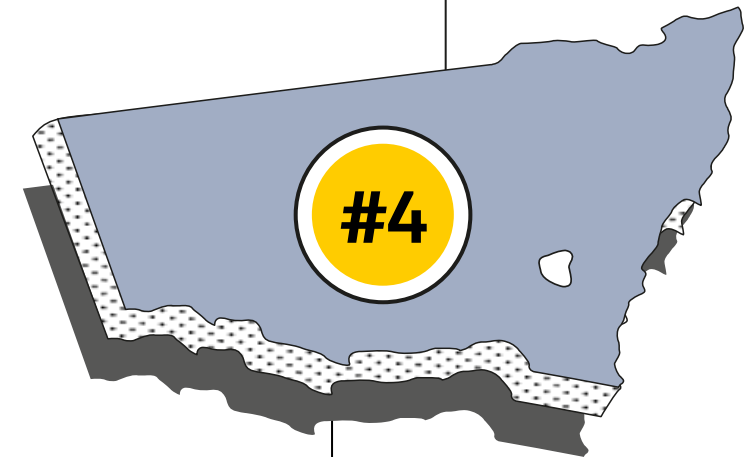


An overview of NSW

Key categories	This quarter	Vs decade average
 Dwelling commencements	12,178	-9.8%
 Unemployment	7.2%	+37.8%
 Population growth	1.09%	-20.4%
 Economic growth	\$538,874m	+17.4%
 Equipment investment	\$3,546m	-9.4%
 Housing finance	\$5,286m	+43.1
 Retail Spending	\$24,389m	+5.4%
 Construction work	\$15,009m	+9.2%



NSW is in joint fourth position on the overall economic performance rankings. NSW is ranked second on construction work.