


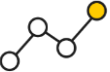









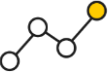




An overview of SA

Key Categories	This quarter	Vs decade average
 Dwelling commencements	2,852	-2.3%
 Unemployment	3.8%	-36.5%
 Population growth	+1.67%	+66.8%
 Economic growth	\$37,804m	+9.0%
 Equipment investment	\$950m	+10.1%
 Housing finance	\$1,036m	+22.6%
 Retail spending	\$6,296m	+8.5%
 Construction work	\$4,088m	+23.4%



South Australia
ranks first on four
indicators.




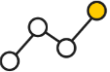




An overview of NSW

Key Categories	This quarter	Vs decade average
 Dwelling commencements	10,536	-28.8%
 Unemployment	3.4%	-30.1%
 Population growth	+2.11%	+81.0%
 Economic growth	\$167,166m	+8.3%
 Equipment investment	\$5,660m	+18.7%
 Housing finance	\$5,442m	+13.6%
 Retail spending	\$30,835m	+9.4%
 Construction work	\$19,756m	+18.3%



New South Wales is ranked second or third on four indicators.

An overview of VIC




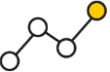




Key Categories	This quarter	Vs decade average
 Dwelling commencements	12,666	-20.7%
 Unemployment	4.0%	-24.8%
 Population growth	+2.74%	+66.0%
 Economic growth	\$127,311m	+7.4%
 Equipment investment	\$4,378m	+23.2%
 Housing finance	\$5,013m	+17.3%
 Retail spending	\$25,477m	+13.0%
 Construction work	\$16,568m	+17.1%



Victoria

ranks second or third on three indicators.




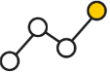




An overview of WA

Key Categories	This quarter	Vs decade average
 Dwelling commencements	3,375	-36.1%
 Unemployment	3.8%	-28.7%
 Population growth	+3.11%	+115.2%
 Economic growth	\$116,038m	+4.3%
 Equipment investment	\$3,514m	+28.6%
 Housing finance	\$1,823m	+19.8
 Retail spending	\$10,980m	+11.0%
 Construction work	\$9,308m	-11.1%



Western Australia
ranks first on population
economic growth.




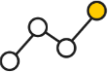




An overview of TAS

Key Categories	This quarter	Vs decade average
 Dwelling commencements	703	-3.2%
 Unemployment	3.9%	-32.8%
 Population growth	+0.30%	-73.1%
 Economic growth	\$12,096m	+5.9%
 Equipment investment	\$318m	+28.7%
 Housing finance	\$226m	+3.5%
 Retail spending	\$1,930m	+7.7%
 Construction work	\$1,027m	+14.9%



Tasmania is ranked first on equipment investment.

An overview of ACT




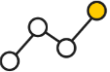




Key Categories	This quarter	Vs decade average
 Dwelling commencements	1050	-15.6%
 Unemployment	3.8%	-0.7%
 Population growth	+2.17%	+9.8%
 Economic growth	\$16,479m	+7.6%
 Equipment investment	\$140m	-3.1%
 Housing finance	\$395m	+12.7%
 Retail spending	\$1,864m	+13.5%
 Construction work	\$812m	+4.3%



The ACT

is ranked first on retail sales.

An overview of QLD




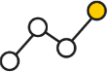




Key Categories	This quarter	Vs decade average
 Dwelling commencements	7,765	-21.3%
 Unemployment	4.4%	-23.7%
 Population growth	+2.60%	+65.1%
 Economic growth	\$124,258m	+4.5%
 Equipment investment	\$3,418m	+5.0%
 Housing finance	\$3,449m	+24.6%
 Retail spending	\$20,040m	+10.5%
 Construction work	\$12,512m	-0.5%



Queensland

is ranked first on home loans

An overview of NT

Key Categories	This quarter	Vs decade average
 Dwelling commencements	113	-54.7%
 Unemployment	4.6%	+7.4%
 Population growth	+0.90%	+84.9%
 Economic growth	\$10,028m	-2.2%
 Equipment investment	\$174m	-5.1%
 Housing finance	\$85m	-3.7%
 Retail spending	\$888m	+0.5%
 Construction work	\$812m	-43.9%



The Northern Territory is ranked second on relative population growth.