







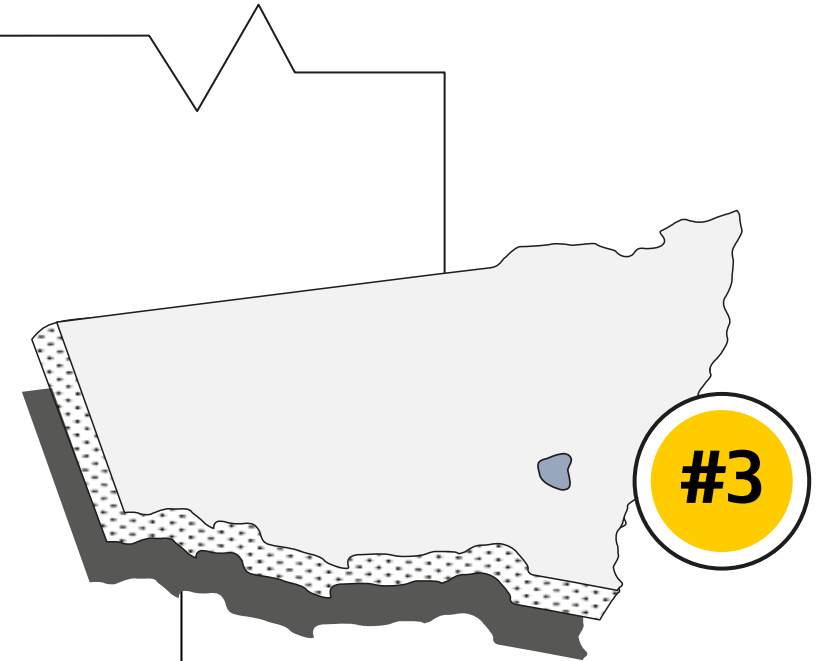


An overview of ACT

Key categories	This quarter	Vs decade average
 Dwelling commencements	1,475	21.7%
 Unemployment	5.1%	+29.4%
 Population growth	0.99%	-46.1%
 Economic growth	\$53,720m	+20.1%
 Equipment investment	\$104m	-3.8%
 Housing finance	\$346m	+31.2%
 Retail Spending	\$1,489m	+11.3%
 Construction work	\$946m	+6.3%



The ACT is in third spot in the rankings. The ACT is top-ranked on two of the eight indicators.