







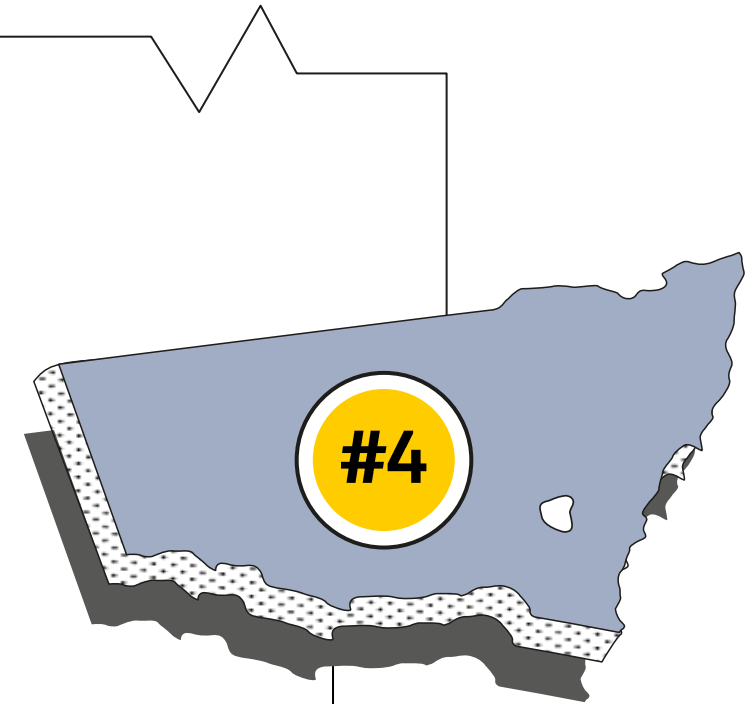


An overview of NSW

Key categories	This quarter	Vs decade average
 Dwelling commencements	12,078	-9.7%
 Unemployment	6.9%	+33.3%
 Population growth	1.13%	-17.6%
 Economic growth	\$550,053m	+21.0%
 Equipment investment	\$4,010m	+2.3%
 Housing finance	\$4,045m	+11.1
 Retail Spending	\$25,299m	+9.9%
 Construction work	\$14,673m	+7.4%



NSW is in fourth position on the overall economic performance rankings. NSW is third on three of the eight indicators.