


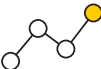






# An overview of TAS

Key categories	This quarter	Vs decade average
 Dwelling commencements	769	+20.5%
 Unemployment	6.9%	+7.4%
 Population growth	0.97%	+65.9%
 Economic growth	\$39,818m	+21.2
 Equipment investment	\$213m	+14.2%
 Housing finance	\$189m	+7.5%
 Retail Spending	\$1,675m	+14.8%
 Construction work	\$809m	+18.8%

