









An overview of WA

Key categories	This quarter	Vs decade average
 Dwelling commencements	3,457	-37.4%
 Unemployment	8.7%	+63.0%
 Population growth	1.28%	-19.3%
 Economic growth	\$361,573m	+22.7%
 Equipment investment	\$2,537m	+2.6%
 Housing finance	\$892m	-33.5%
 Retail Spending	\$8,589m	+4.8%
 Construction work	\$6,217m	-45.2%

